




## Geography Autumn Overview

**Term:** Autumn  
**Year:** Year 7  
**Teacher:** Ms Faduma Elmi

**Textbook Title:** Progress in Geography



**What will we be covering this term?**

### **1<sup>st</sup> Half Term: What is a geographer?**

We will be looking at what it means to be a geographer and how to ask geographical questions. We will consider how our knowledge of the world has progressed over time and reflect upon our own locational knowledge of the world, in comparing the world's continents and oceans. We will also look at the uses of the lines of longitude and latitude and how these are used today with reference to technology.

There will be an assessment at the end of the half term.

### **2nd Half Term: How can we use maps to investigate places?**

We will be reviewing key aspects of studying people and places, and learning how to use geographical data, most specifically, maps. We will look at how different scales of maps can be used for different purposes, and how we can utilise OS maps to locate places, taking into account aspects of symbols, height, contour patterns, compass and direction. We will also be comparing OS maps with aerial photos of different areas.

There will be an end of term exam based on all that was covered from the whole term.

### **Teacher's Marking Key:**

- Literacy codes – Literacy Codes are used throughout.
- EBI – WWW – Even Better If and What Went Well comments after extended piece of work/marking.
- Green Pen – Students redraft and improve a piece of work using green pen.

### **How will my child be assessed this term?**

There will be at least 2 assessed pieces this term.

In more detail;

- At the end of the term there will summative exam that will test their knowledge for what they've covered during the course of the entire term.

### **How can I help my child in this subject?**



- Encouragement, praise, ensuring that they do their homework; and checking their diaries.
- Encouraging them to read around the subject.
- Their notes must be in order; discipline is essential.

### **Resources**

Students must use their textbook and exercise book to aid their revision and homework. Students may find BBC bitesize is also useful. There is a plethora of resources on the subject freely available on the web, including the Dynamic Learning online resource to help students retain what they have learnt, consolidate their knowledge and complete tasks. Students are expected to pre-read and read around their subject, supplementing their classwork with online research.

### **Communications**


#### **Who do I contact if I have concerns about my child's progress in this subject?**

Please feel free to contact us at the school from 9.00-16:00 if you have any questions or concerns. Alternatively, leave a note in your child's homework diary and we will try to give you a written response on the same day, or contact me by email [faduma.elmi@alkhairschool.org.uk](mailto:faduma.elmi@alkhairschool.org.uk).



## Geography Spring Overview

**Term:** Spring  
**Year:** Year 7  
**Teacher:** Ms Faduma Elmi



**What will we be covering this term?**

### **1<sup>st</sup> Half Term: How do we use our planet as a natural resource?**

We will study the different elements that make up our planet and how they interact. We will be looking at Earth's systems and the difference between renewable and non-renewable resources and their effect on the Earth. We will be reviewing the concept of geological time and learning how rocks are natural resource, their qualities and how they are weathered. We will also be investigating why soil is an important natural resource, and identify different views people have about using it.

There will be an assessment at the end of the half term.

### **2nd Half Term: Is Earth running out of natural resources?**

We will be learning about the different natural resources that exist and understand and explore the idea of sustainability. We will cover the following:

- How the biosphere and hydrosphere provide natural resources
- Why the world is so dependent on oil resources
- How people use the Earth's natural resources such as water, oil, food and energy supplies
- The way in which natural resources can be used to generate electricity
- How to classify these resources into renewable and non-renewable groups and the advantages and disadvantages of each source

There will be an end of term exam based on all that was covered from the whole term.

### **Teacher's Marking Key:**

- Literacy codes – Literacy Codes are used throughout.
- EBI – WWW – Even Better If and What Went Well comments after extended piece of work/marking.
- Green/Purple Pen – Students redraft and improve a piece of work using green or purple pen.

### **How will my child be assessed this term?**

There will be at least 2 assessed pieces this term.

In more detail;



- At the end of the term there will be a summative exam that will test their knowledge for what they've covered during the course of the entire term.

### **How can I help my child in this subject?**

- Encouragement, praise, ensuring that they do their homework; and checking their diaries.
- Encouraging them to read around the subject.
- Their notes must be in order; discipline is essential.

### **Resources**

Students must use their textbook and exercise book to aid their revision and homework. Students may find BBC bitesize is also useful. There is a plethora of resources on the subject freely available on the web, including the Dynamic Learning online resource to help students retain what they have learnt, consolidate their knowledge and complete tasks. Students are expected to pre-read and read around their subject, supplementing their classwork with online research.

### **Communications**

#### **Who do I contact if I have concerns about my child's progress in this subject?**


Please feel free to contact us at the school from 9.00-16:00 if you have any questions or concerns. Alternatively, leave a note in your child's homework diary and we will try to give you a written response on the same day, or contact me by email: [faduma.elmi@alkhairschool.org.uk](mailto:faduma.elmi@alkhairschool.org.uk).



## Geography Summer Termly Overview

**Term:** Summer  
**Year:** 7  
**Teacher:** Ms Faduma Elmi

**Textbook title:** Progress in Geography



What will we be covering this term?

### **1<sup>st</sup> Half Term: What is an economy?**

This unit introduces pupils to the concepts of an economy, trade and globalisation. It will explore what an economy is and how the economy works in the context of the UK and the world of work. Pupils will understand how the economy can be split into different employment sectors and how this contributes to the wealth of a country. There will also be a half-term assessment based on what students have learnt.

### **2<sup>nd</sup> Half Term: How does the UK trade with countries?**

Pupils will be learning about UK Trade and will also examine why the UK trades with other countries, be able to identify the UK's main trading partners and understand the factors that have led to increased world trade and globalisation.

There will be an end of term exam based on what students have covered this half-term.

### **Teacher's Marking Key:**

- Literacy codes – Literacy Codes are used throughout.
- EBI – WWW – Even Better If and What Went Well comments after extended piece of work/marking.
- Green Pen – Students redraft and improve a piece of work using green pen.

### **How will my child be assessed this term?**

There will be at least 2 assessed pieces this term.

In more detail;



- At the end of the term there will be a summative exam that will test their knowledge for what they've covered during the course of the entire term.

### **How can I help my child in this subject?**

- Encouragement, praise, ensuring that they do their homework; and checking their diaries.
- Encouraging them to read around the subject.
- Their notes must be in order; discipline is essential.

### **Resources**

Students must use their textbook and exercise book to aid their revision and homework. Students may find BBC bitesize is also useful. There is a plethora of resources on the subject freely available on the web, including the Dynamic Learning online resource to help students retain what they have learnt, consolidate their knowledge and complete tasks. Students are expected to pre-read and read around their subject, supplementing their classwork with online research.

### **Communications**

#### **Who do I contact if I have concerns about my child's progress in this subject?**

Please feel free to contact us at the school from 9.00-16:00 if you have any questions or concerns. Alternatively, leave a note in your child's homework diary and we will try to give you a written response on the same day, or contact me by email [faduma.elmi@alkhairschool.org.uk](mailto:faduma.elmi@alkhairschool.org.uk).